




*Elegantly designed and crafted, the revolutionary Sycloid® toaster sets a new standard for high speed toast production. The Sycloid's stylish exterior houses a cleverly engineered machine that provides truly functional energy efficient operation and an outstanding toasting result time after time.*



## FEATURES



- A. Intelligent auto sensing indicators
- B. Adjustable speed control
- C. LED lights illuminate the toast holding bay

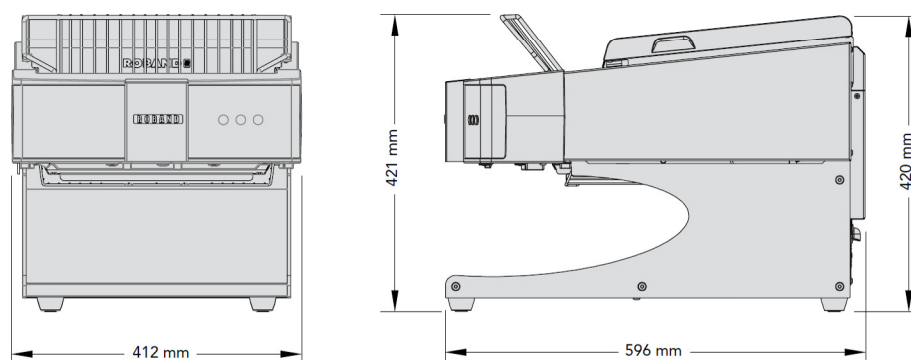
### FEATURES

- The Sycloid® toaster model ST500A is a 13 amp machine producing over 500 slices per hour.
- It is optimised to handle bread up to 20 mm thickness, and will accommodate slices up to 30 mm.
- Patron and staff safety is paramount and the Sycloid® toaster has been designed with "cool to touch" safe external touch temperatures and a lid locking latch.
- Intelligent energy efficient design – An automatic power-save mode conserves energy during quiet periods by scaling back energy consumption. The intelligent auto-sense feature detects when a new slice is placed in the machine and automatically prepares the machine to toast the bread. The heat setting in this mode is balanced and optimised to ensure quick recovery to ensure minimal user impact.
- A user-friendly and reliable speed controller allows adjustment of the toasting time to account for different types of bread to be toasted.
- Diners can easily see when their toast is ready from across the buffet with the stylishly sculpted toast return chute with LED lighting that provides easy and illuminated viewing of the toast holding bay. The wide opening of the bay allows easy access to toast, which the radiant heat from the elements helps to keep warm.
- Featuring robust stainless steel elements, the Sycloid® toaster also features a modern brushed stainless steel exterior, perfect for disguising finger prints on a machine expected to be heavily used. It also includes a slide-out crumb tray for every-day cleaning and a hinged top cover allowing easy access to clean the inside.
- The Sycloid® toaster produces a beautiful toasting result throughout the entire slice of bread.

### SPECIFICATIONS

MODEL	SLICES / HR (min)	CURRENT Amps	POWER Watts	DIMENSIONS W x D x H (mm)	WEIGHT Kg
<b>ST500A</b>	500	12.8	2900	412 x 596 x 421	23.8

### DIMENSIONS - ALL MODELS



Distributed by:

**NOAW srl**

via Colombara 27, 21048 Solbiate Arno VA - Italy

Tel. +39.0331.219723 - Fax +39.0331.219723 - e-mail: [noaw@noaw.it](mailto:noaw@noaw.it)[www.noaw.it](http://www.noaw.it) - [www.noawsrl.com](http://www.noawsrl.com)